

## INCIDENT ALERT

LOCATION: QUARRY  
ACTIVITY: MAINTENANCE & HOUSEKEEPING  
SUB ACTIVITY: N/A

ALERT STATUS: Normal  
DATE ISSUED: 23/02/2021 20:21:41  
INCIDENT No: 03587

### TITLE

**Operator injures foot while replacing the cutting edge on loading shovel bucket**


### COUNTRY OF ORIGIN

### ACCIDENT / INCIDENT DETAILS

A trained operative was changing a cutting edge on a loading shovel bucket. The old edge had been removed and the base edge cleaned with a scraper (as per safe operating practice). Before fitting the new edge, the operative noticed some dirt remaining on the base edge and raised his foot to rub it off. The base edge was worn sharp like a razor and sliced through his safety boot, above the steel toecap and sliced the operative's foot. The operative required a trip to A&E and the wound required stitching. This resulted in a LOST TIME INJURY (LTI) as the operative was required to rest his foot to ease pressure on the stitches.


### ACCIDENT / INCIDENT IMAGES

Click image to enlarge



**Damage to the boot above toe cap**

Click image to enlarge




### LEARNING POINTS / ACTIONS TAKEN

Once the old cutting edge is removed, be aware that the base edge of a worn bucket can be very sharp NEVER run your hand or foot along the edge ALWAYS use a scraper or brush to clean the underside of the bucket, prior to fitting the new cutting edge.


### LEARNING POINTS / ACTIONS IMAGES

Click image to enlarge



**Before - Bucket showing razor sharp edge**

Click image to enlarge



**After - Bucket with new edge fitted**